



City of Gulfport Intersection Safety Program



City Council Update

December 6, 2011





Near Miss Video

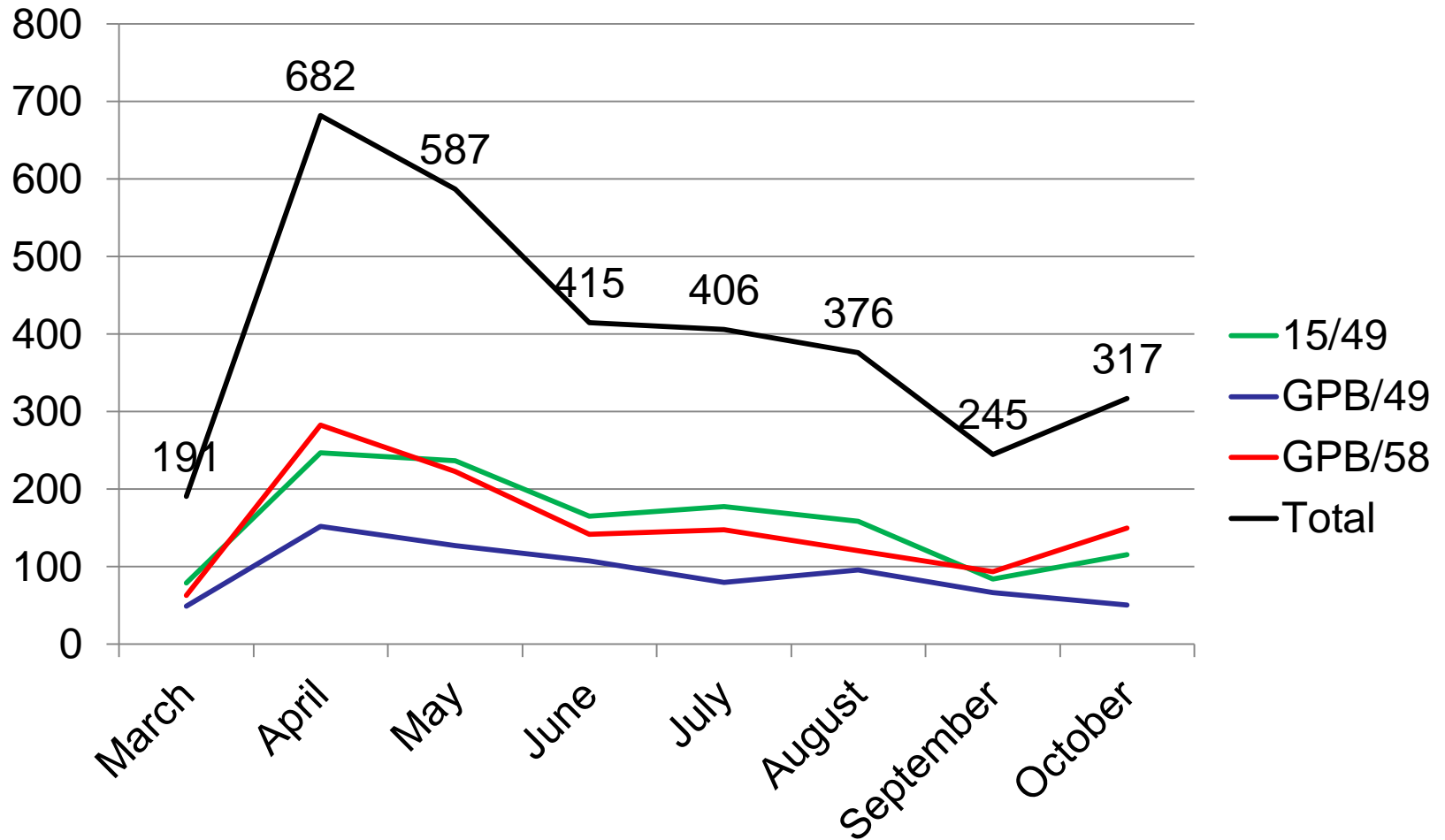


Why are we doing this?



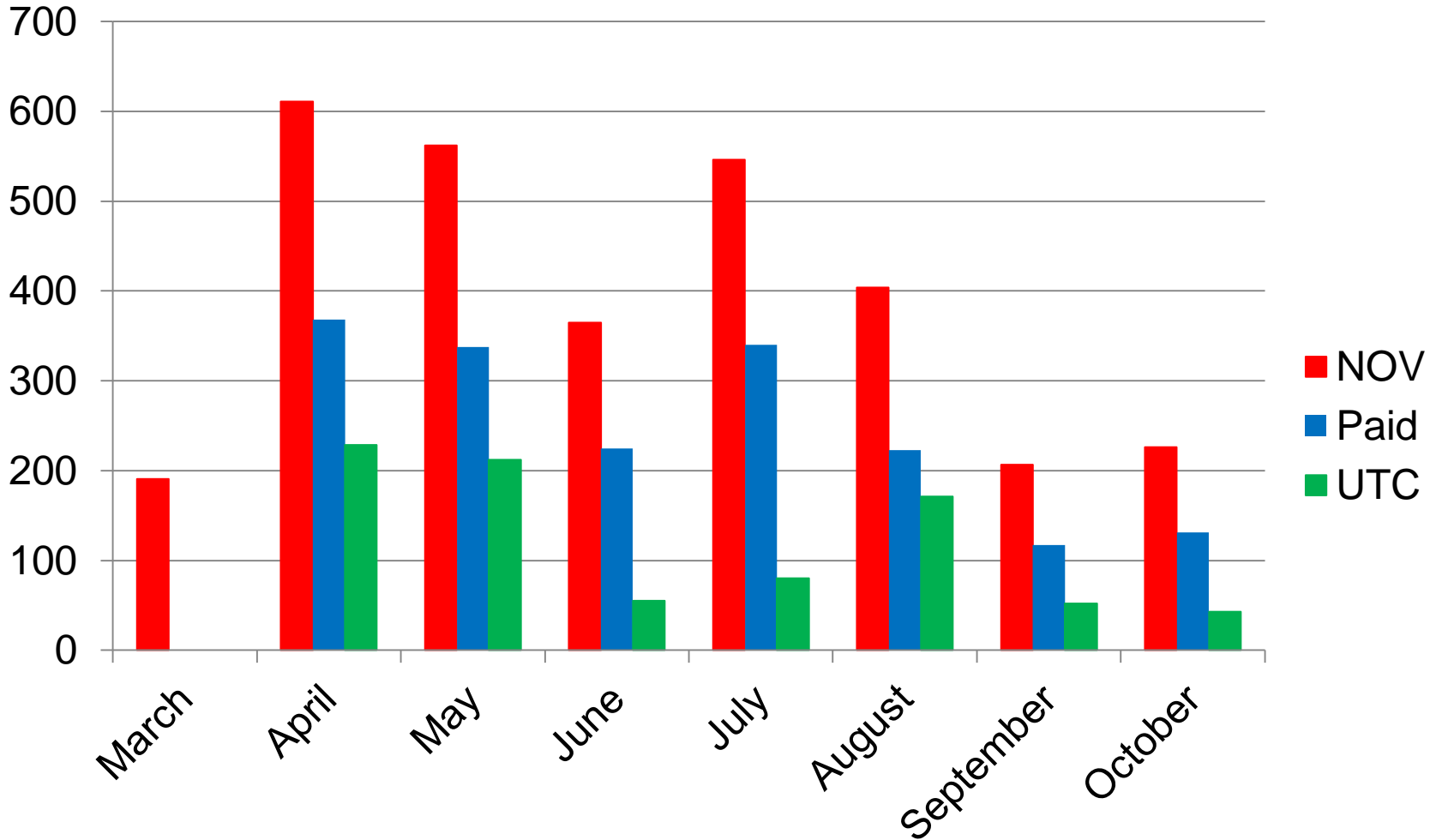


Violation Analysis



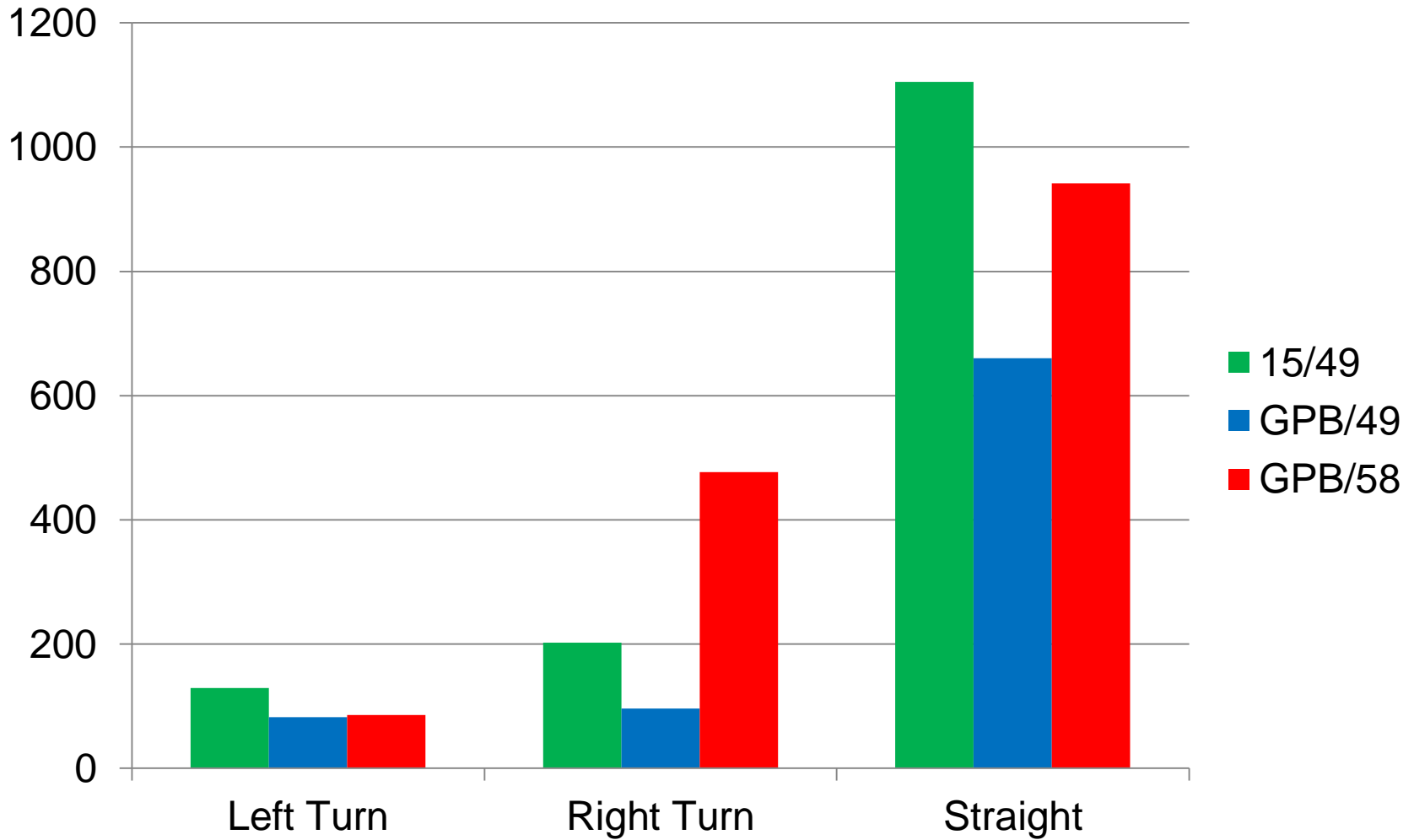


NOV/UTC Analysis





Violation Direction Analysis





Financial Summary



	Mar	Apr	May	Jun	Jul	Aug	Sep	Oct	Total
NOV Fines	N/A	\$14,220	\$55,435	\$48,690	\$32,905	\$53,765	\$34,995	\$22,840	\$262850
UTC Fines	N/A	N/A	\$910	\$4,885	\$3,720	\$4,825	\$5,575	\$4,425	\$24,340
Paid to State	N/A	\$7,470	\$29,105	\$25,730	\$17,285	\$28,240	\$18,365	\$12,000	\$138195
Vendor Fees	\$4,137	\$14,250	\$26,767	\$15,042	\$14,566	\$14,462	\$14,954	\$14,570	\$118748
Net	(\$4,137)	(\$7,500)	\$473	\$12,803	\$4,774	\$15,888	\$7,251	\$695	\$41,884



Resource Analysis



Personnel time for reviewing violations
240 hours

Personnel time for financial reconciliation
48 hours

Personnel court time
48 hours

Total labor cost estimate
\$8,400



Traffic Crash Analysis



- April – October 2010 Total Crashes = 95
- April – October 2011 Total Crashes = 70

Total crashes decreased 26.3%

- April – October 2010 Injury Crashes= 30
- April – October 2011 Injury Crashes= 16

Injury Crashes decreased 46.7%



Conclusion



Gulfport's intersection safety program is helping to achieve the stated goal of reducing crashes and injuries city-wide.

The revenue from fines covers the cost of the resources required to operate the program.